

B / uPAD

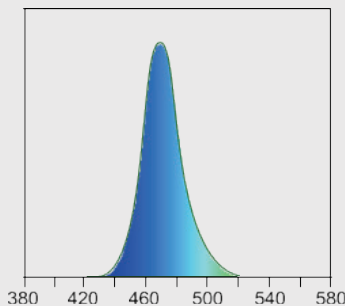
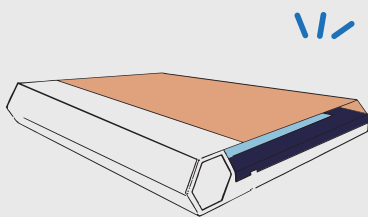


Dual LED Blue/White Light Transilluminator

Description

The BluPAD, as an innovatively designed transilluminator with dual light sources, is applicable in various Life Sciences research areas for observing and analyzing the nucleic acids and proteins. Given its most optimal and humanized design for the post-observation applications, such as gel cutting and data imaging and filing, it is desired to provide the researchers with a brand-new comfortable, convenient, and safe experience.

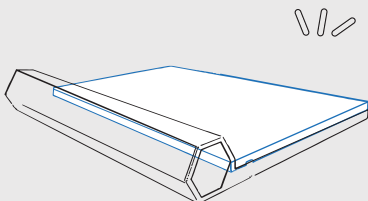
Blue Light mode



With the 470nm LED light as the excitation light source, the Blue Light mode is applied for observing the qualitative and quantitative nucleic acid or protein experiments using the fluorescent staining reagents. Other than being compatible with our safe reagents, such as the Novel Juice, Novel Green, NovelGreen Plus, OnePCR series, Nimble Juice, and Nimble Juice RTYPE, it also performs well with a majority of fluorescent staining products on the market, such as Novel Green, Novel Green Plus, OnePCR series, Nimble Juice, and Nimble Juice RTYPE. The feature of allowing light intensity adjustment at three different levels enables the user to make the light intensity contrast adjustment based on the sample concentration for achieving the best imaging quality. Further, the magnetic amber filter, with the hinges-free design, offers simplicity, safety, and convenience when opening and closing the filter.

Figure 1.
 Excitation and Emission Spectra for
 BluPAD Dual LED Blue/White Light Transilluminator

White Light mode



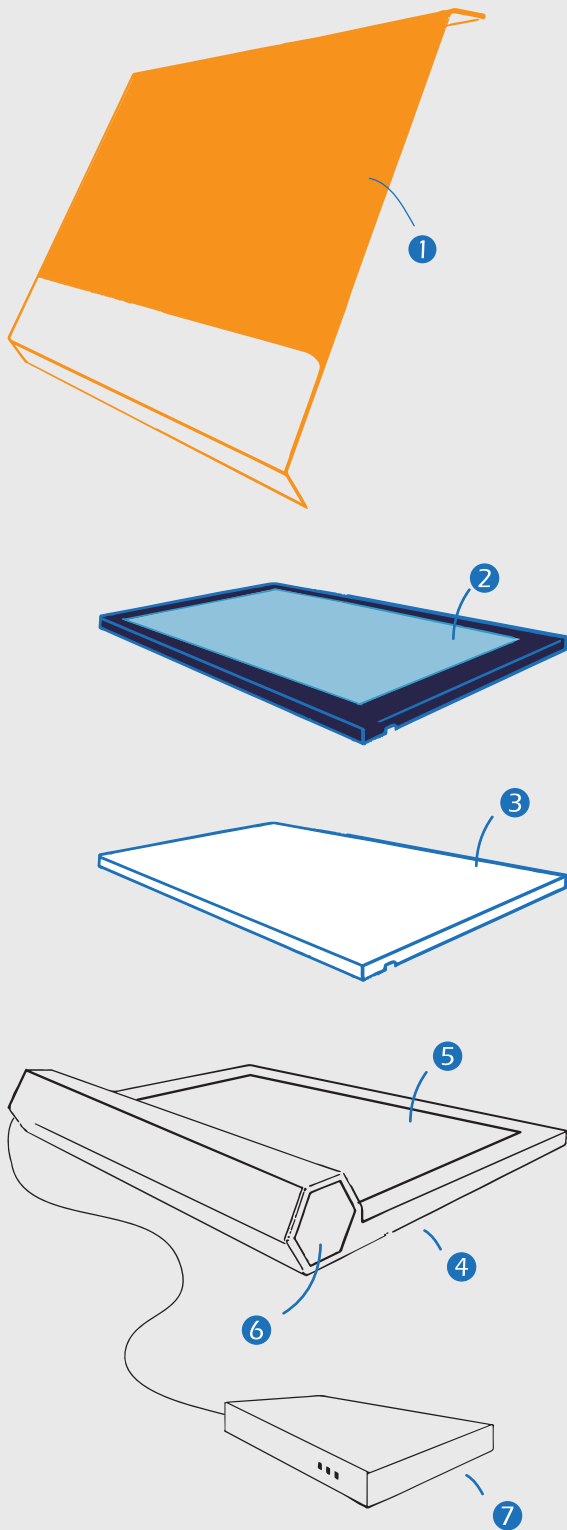
By using the whole-wavelength white LED light as the excitation light source, the White Light mode exhibits softness and uniformity and is applicable for observing or imaging the SDS-PAGE gels that are stained with the Coomassie Blue or Silver Stain. It can also be employed as a simple film-viewing transilluminator for checking the X-Ray film for the research or clinical purpose. With the light intensity adjustment function, the contrasting adjustment of the light intensity is enabled at three levels according to the observational requirements for achieving the best imaging quality.

Field Study Mode

Connectable with the external power bank for the hassle-free field experiments.
 **The power bank is NOT INCLUDED in the package and needs to be purchased by the user.

Features

- ① Amber Filter
- ② Designer Metal Housing
- ③ Bottom Up Light
- ④ Adjustable Light Intensity (3 Levels)
- ⑤ Enhanced Portability with the Power Bank



Dual Light Sources

LED White Light and Blue Light

Broad ranges of applicability and compatibility in basic science and medical diagnosis research fields.

Magnetic Filter

The hinges-free design offers simplicity, safety, and convenience to the user and will not cause any damage to the filter near the hinges. Conducting the observation and gel-cutting does not require the protective goggles.

Bottom-Up LED Illumination

It prevents the interference from the reflective lights that are caused by the side illumination, thus improving the observational and imaging quality. Since the LED lights are enduring and safe, it does not cause damage to the eyes and skin or to the experiment sample as normally found with the UV illumination.

Adjustable Light Intensity (3 Levels)

Adjusting the light intensity and contrast based on the sample quantity or observational requirement will achieve the best observational or imaging quality.

5mins Automatic Power-Off

It protects the transilluminator from the risk that is caused by the user's operational negligence.

Designer Metal Housing

The transilluminator's base is rendered more stable, thus facilitating the operational process.

Exquisite and Compact Design

It offers the ease of mobility and storage and is suitable for the experimental observation during the field study.

Enhanced Portability with the Power Bank

Hassle-free for performing the outdoor experiment.
**The power bank is NOT INCLUDED in the package and needs to be purchased by the user.

Specifications

Unit Dimensions(WxLxH)	18.5 x 22 x 3cm
Gel Viewing Dimensions(WxL)	12 x 18cm
Input Voltage	100-240Vac
Input Current	2.0A
LED Source	Built-in blue light & white light LED module
LED life(hours)	>30,000
Emission maxima(nm)	470nm
Store temperature	25°C
Automatic Power-Off	5 mins
Filter Type	Amber filter (580nm)
Certifications	CE/ETL/cETL
Patent	TW: M543442 / CN: No. 6773227

**This product incorporates Clare Chemical Research, Inc's, Dark Reader® transilluminator technology.

Related Ordering Information

Cat. No.	Description
BP001CU	BluPAD Dual LED Blue/White Light Transilluminator
BP-miniDR	BluPAD miniDarkroom
BP-KNIFE	BluPAD Gel-Cutting Knife
BP-AFC	BluPAD Upper amber filter cover
BP-WUP	BluPAD white uniform plate
BP-BDPG	BluPAD Blue uniform plate w glass
BP-AC	BluPAD 60 watt adaptor



Manufacturer

BIO-HELIX 
CO., LTD.

Bio-Helix Co., Ltd.

5F, No. 145, Sec. 3, Beixin Rd., Xindian Dist., New Taipei City 231030, Taiwan
Tel: +886-2-24624956
E-mail: info@bio-helix.com



www.bio-helix.com